



PARENT OVERVIEW





Introduction

BoomReader is the way we are logging home and school reading.

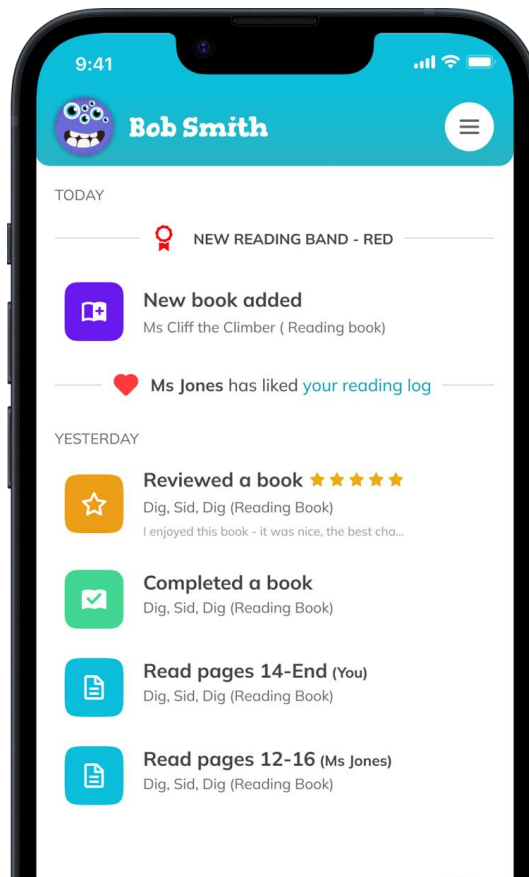
It has been used by hundreds of schools and thousands of parents, children and teachers since 2020.





Benefits

- ▶ No more lost paper reading diaries!
- ▶ No more damaged paper reading diaries- the '*water bottle leaked in the bag*' diaries are gone forever!
- ▶ All reading you log will be saved for the entire time your child is in school so no logs are lost.
- ▶ Only one parent account needed for your family





Benefits

9:41

← Add Log

When did you read?

Just Now

From page 1 To page

Did you finish the book?

No

Leave a comment

Enter comment here...

Problem Words

Enter words here...

- ▶ Parents/carers can log reading separately
- ▶ School gains valuable insight into reading across school
- ▶ You can add reading books and any others from home
- ▶ The app is free to download
- ▶ There is a website version too
- ▶ Reduce use of paper for schools



Getting started

Please use the login details letter sent home by your child's teacher

Follow the instructions to download the app

Create an account quickly and easily

Connect to your child (with the school code/login code on the letter)

That's it - you're all set!

Please use the one page guide for help as needed.



Dear Parent/Carer of Abigail Coleman

Welcome to BoomReader! Axe Edge School has chosen BoomReader for their digital reading records. You'll be able to log your child's reading by downloading the app or via your device's web browser.

1. Download the app



Search 'BoomReader Parents' or go to:

boomreader.co.uk/parents

2. Connect to Abigail Coleman

When prompted, use the details below to connect to your child's account:

If you have other children in the school? No worries - you can add them by tapping '+ child' on the app.

School code: 17963

PIN code: 73495

3. Done!

Set a reading schedule, add any books you're reading with Abigail and enjoy some quality reading time together.

Thank you for using BoomReader!

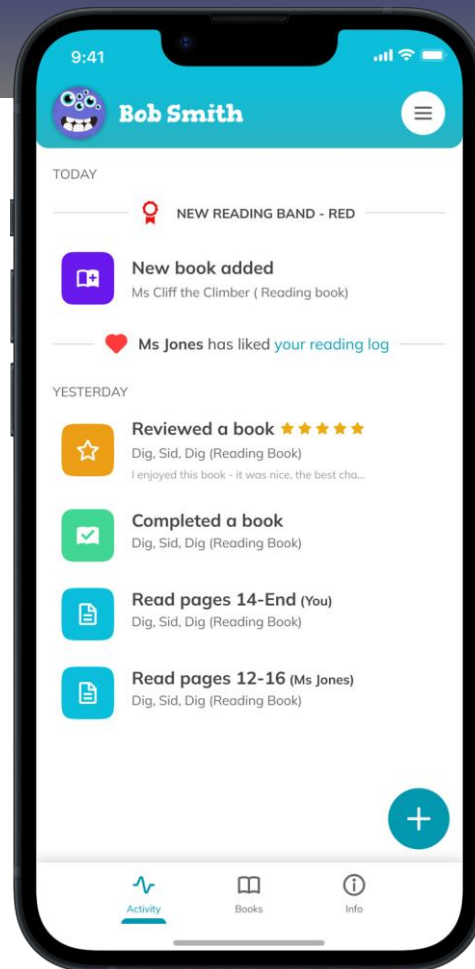


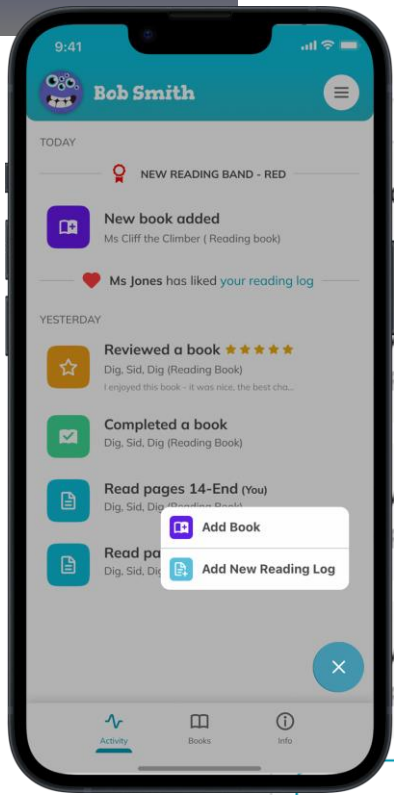
Guide

Activity




You can view and tap on any activity here to see more detail, add logs etc.





 Add book

arry |  Cancel

Harry Potter and the philosopher's stone
Rowling

Harry Potter and the Deathly Hallows
Rowling

Harry Potter and the Order of the Phoenix
Rowling

[View all results](#)

Add Book

Simply start typing the book title to find your book. You can also add the book title yourself.



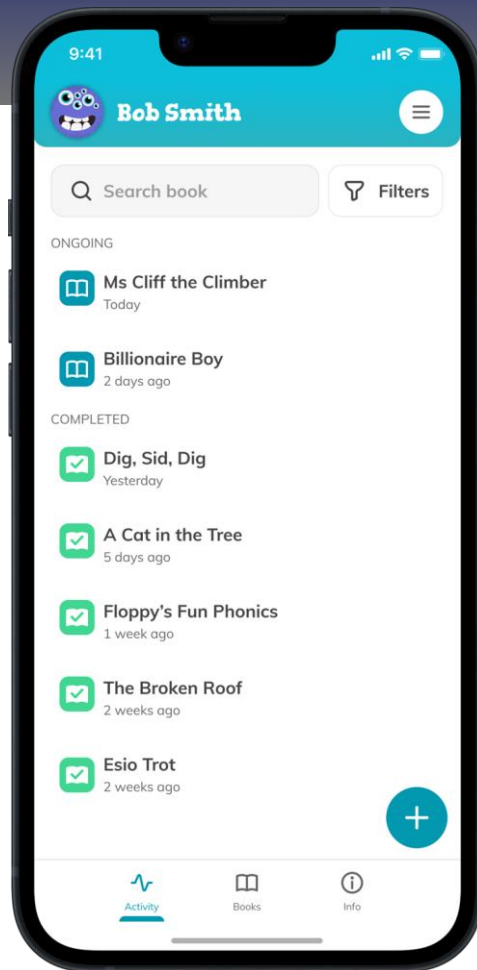
Guide

Books



All current and completed books are listed here.

Tap a book to view the reading history.





Guide

11:40



Bob Smith

Info



View your child's account, add a reading reminder and login as your child to see their avatar and spend their gems.

School

Login Details

School Code:

28619

Login Code:

75910



Login as Student

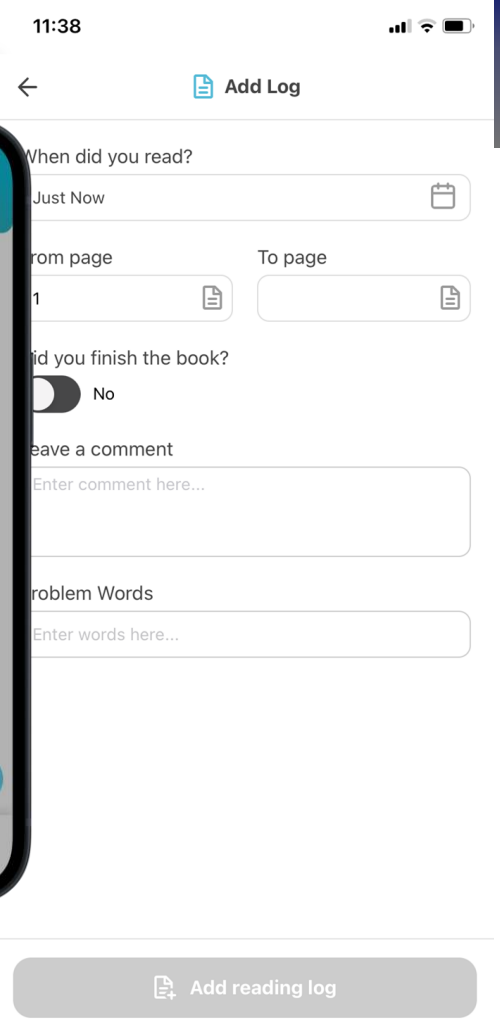
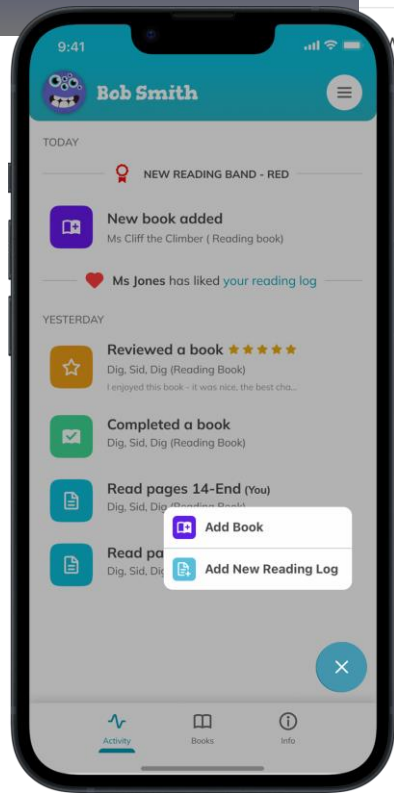
+ Add Reading Reminder



Remove Child

Add Reading Log

Choose the book and then fill in the log. Minimum requirement is the page number your child read to. Tap edit log to make any changes.



 Add reading log



Guide

Menu



Switch quickly between your children and see other account details.

11:32



Bob Smith



Lisa Smith



Add Child

Graham Smith



Account Details



Help & Support





Frequently Asked Questions



- Q)** I haven't received the email?
- A)** Please check junk/spam folders and search for **support@boomhub.app** and **parents@boomhub.app** emails (contact BoomReader directly if you are unable to find the email).
- Q)** How do gems work?
- A)** The gems are awarded up to twice a day for any reading logs. Gems are also



Frequently Asked Questions

- Q)** Can I login as my child to look at their avatar/gems?
- A)** Yes- parents can login as their child on the app and have fun with the avatar creator and reward cards
- Q)** I need help!
- A)** No problem - please email **parents@boomhub.app** for support.



Thank you for your support!